

Names of Authors in Arial, 44 Points, Bold  
Department in 40 points bold  
Institution in 40 points bold

Poster size  
W : 700 mm  
H : 1000 mm

## Heading (Arial: 44 Points, Bold)

The first section of the poster should define the topic and show its importance. A good test is whether the poster can orient the audience to these two aspects in 20 seconds. Shown in Figure 1 are two possible layouts for a poster. This section was set in Arial, boldface, 36 points.

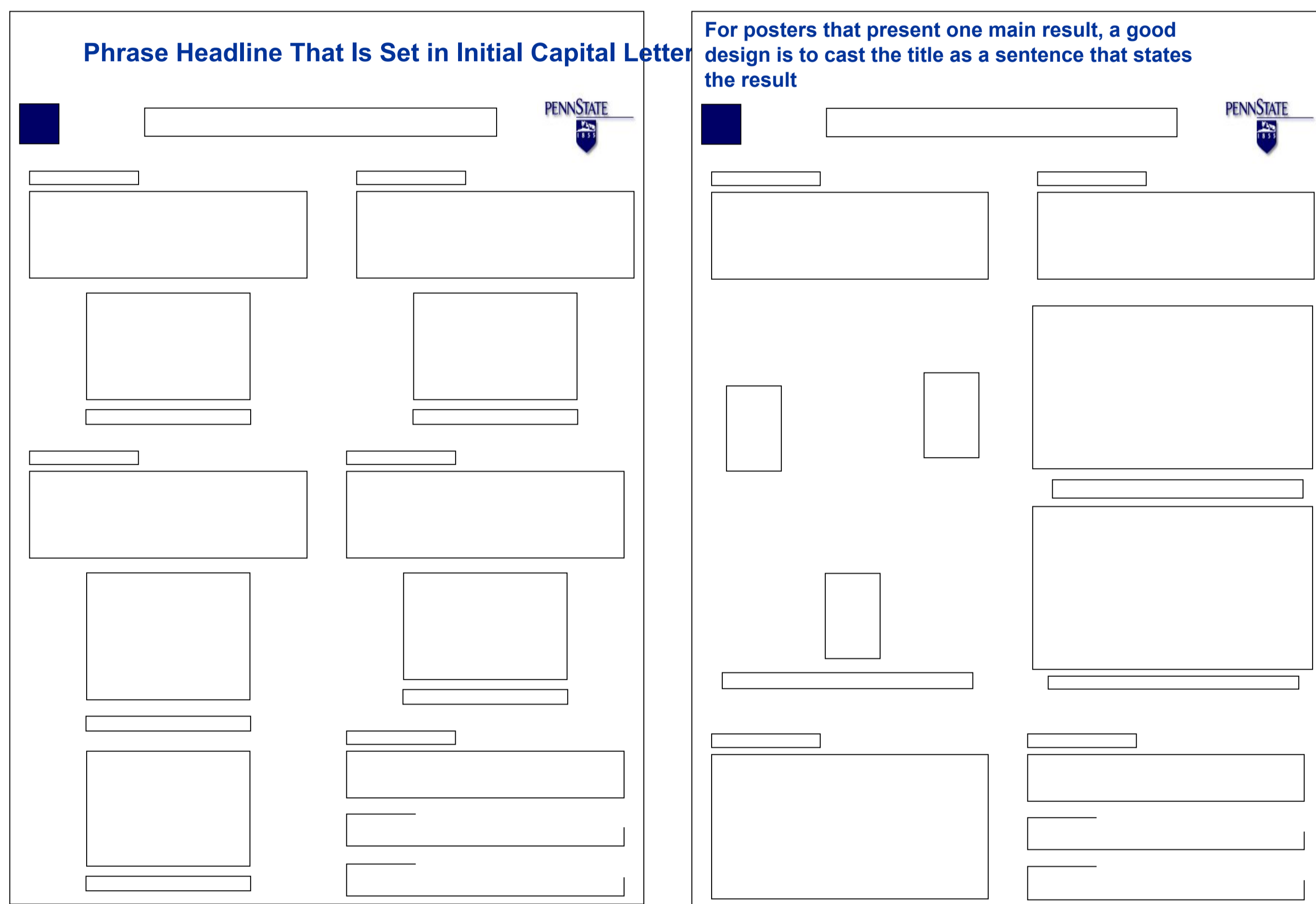


Figure 1. Two possible layouts for poster (caption: 32 points, bold).

## Heading (Arial: 44 Points, Bold)

One section of a poster should present the results. Often the results can be depicted with graphs, such as for an experiment, or with drawings such as with a design.

Shown in Figure 3 are two more possible layouts for a poster. This section was set in Arial, boldface, 36 points. Note that the amount of type in the sections affects the choice, size, and boldfacing of the typeface. No matter the type that you select for the sections, you should still use a bold sans serif for the headings.

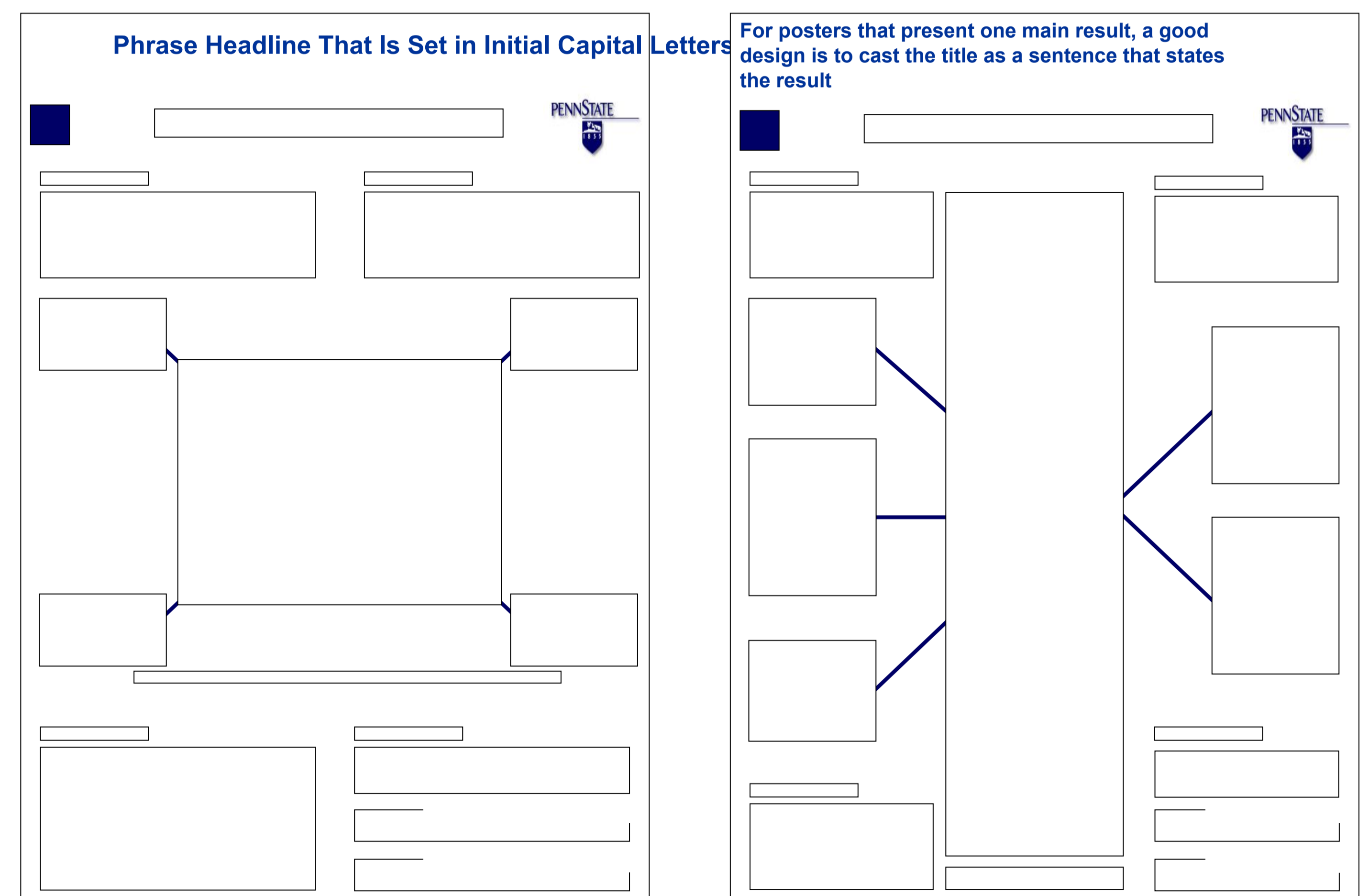


Figure 3. Two more possible layouts for poster (caption: 32 points, bold).

## Heading (Arial: 44 Points, Bold)

The second section of the poster might serve a number of purposes: background information, methods, or system design. An important point with posters is to rely on visuals rather than long blocks of text to communicate. Figure 2 shows two more possible layouts for posters. This section was set in Arial, boldface, 36 points.

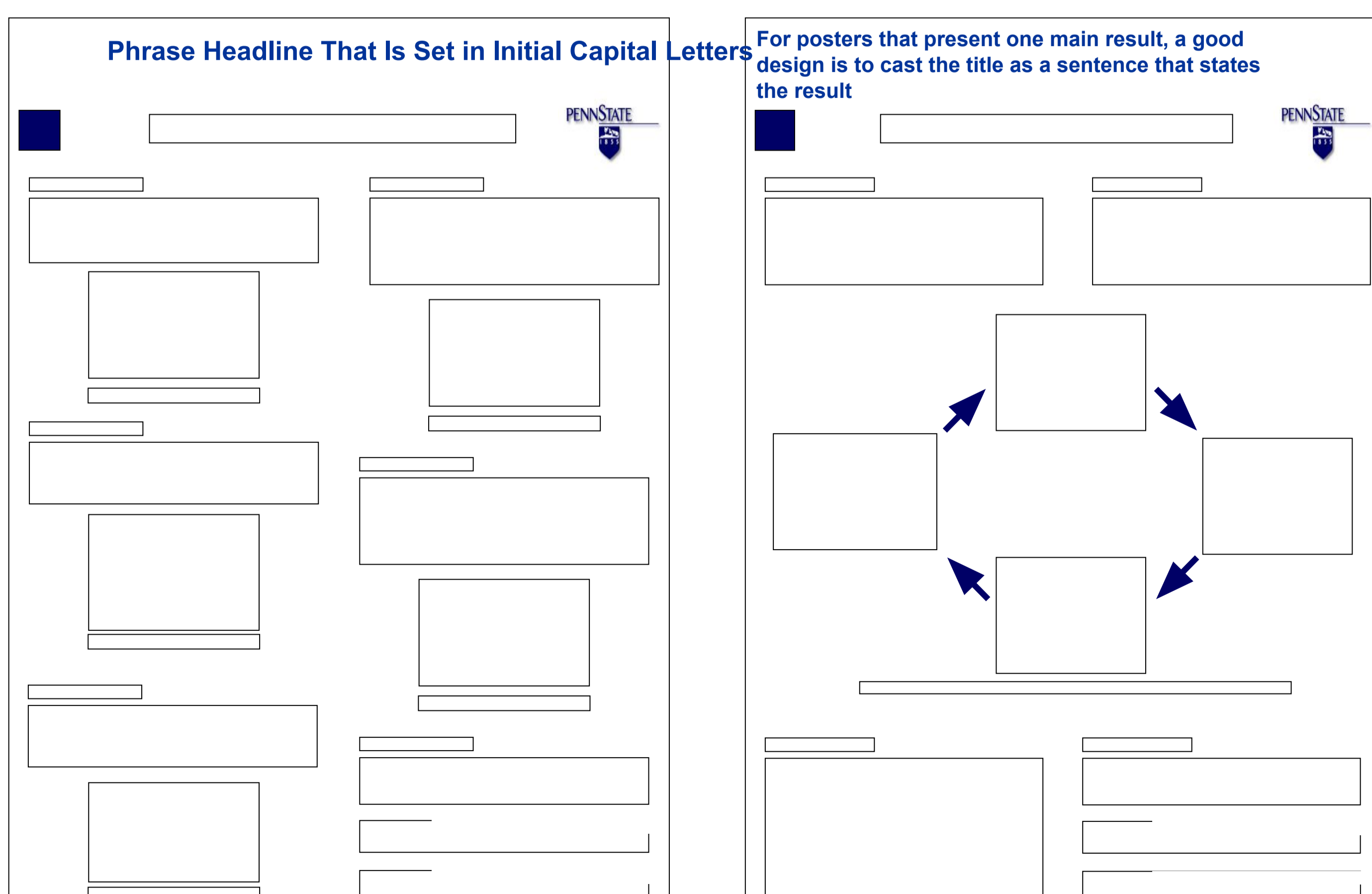


Figure 2. Two other possible layouts for poster (caption: 32 points, bold).

## Heading (Arial 44 Points)

The final section of the poster generally provides conclusions and recommendations. This section was set in Arial, boldface, 36 points. As with the first section, this section is read by most passers-by.

### Acknowledgments (Arial, 36 points, bold)

In this template, acknowledgments are set in Arial, 32 points. Try to keep the acknowledgments to one or two lines.

### References (Arial, 36 points, bold)

First reference in Arial, 32 points, with reverse indent: alphabetical or numerical order.

Second reference in Arial, 32 points, with reverse indent: alphabetical or numerical order.